


Adobe Apps on Android

Once you install the Adobe app you wish to use, open the app.



Click "Sign In"



Adobe Account

Sign In

Type in your full campus email address

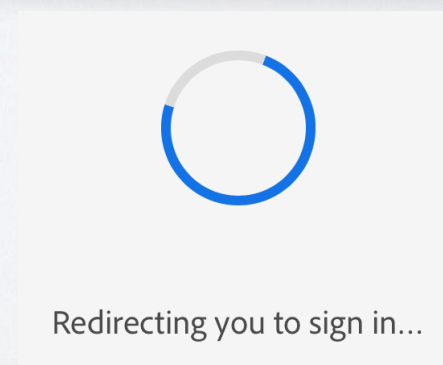
Example:

Faculty/Staff: username@csusm.edu

Students: username001@cougars.csusm.edu


A screenshot of the Adobe ID sign-in screen. At the top right, the Adobe logo and "Adobe ID" are visible. The screen is titled "Sign in" and contains two input fields: "Email address" and "Password". Below the fields is a blue "Sign in" button and a link for "Forgot password?".

You will be redirected to the CSUSM sign in page.



Sign in using your campus username and password.

Close



California State University
SAN MARCOS

Sign in with your CSUSM Username and Password

Username

Password

Keep me signed in

Sign in

By choosing "Keep me signed in" you acknowledge you will be logged into CSUSM systems on this device for 7 days unless you specifically log out from the application.

[Contact the Helpdesk for more information](#)

