


Installing Microsoft Office to iOS Device

From the App Store, search for Microsoft Word

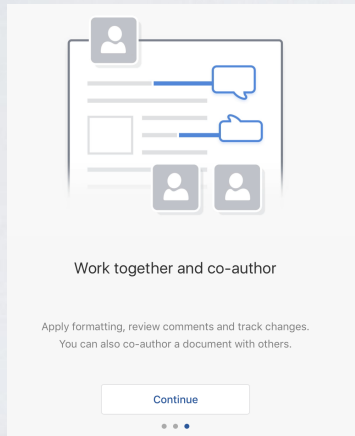
Tap “Get” then select “Install”

(You may be asked to enter your Apple ID credentials)

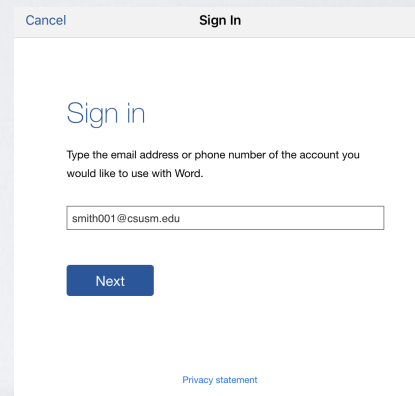


Open the Word application

Select Continue



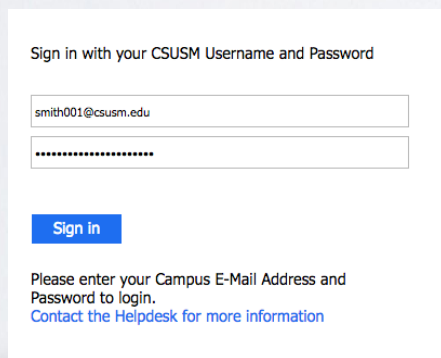
Enter your campus email address and tap Next



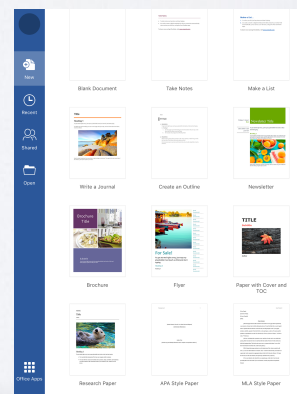
Do not add “cougars”
Example:
student001@csusm.edu

You will automatically be redirected to the campus log in screen.

Now type in your password and select Sign In



Word is now set up on your iOS device



You can follow the same instructions to download Excel and PowerPoint

