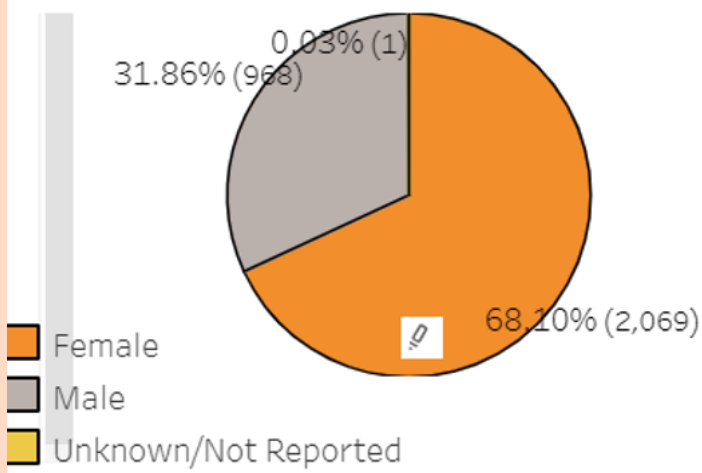


19-20 LATIN@/X CENTER VISITOR DEMOGRAPHICS

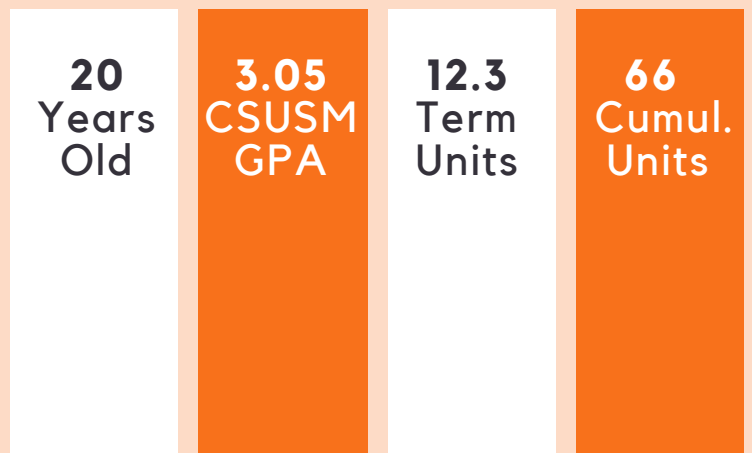
College/Department Breakdown

Psychology	CHABSS	17.02% (517)
Sociology	CHABSS	14.71% (447)
Biology	CSM	10.93% (332)
Modern Languages	CHABSS	7.74% (235)
Human Development	COEHHS	7.34% (223)
Communication	CHABSS	6.45% (196)
Business Administration	COBA	5.10% (155)
Computer Science	CSM	5.00% (152)
Liberal Studies	CHABSS	4.90% (149)
Chemistry	CSM	3.92% (119)

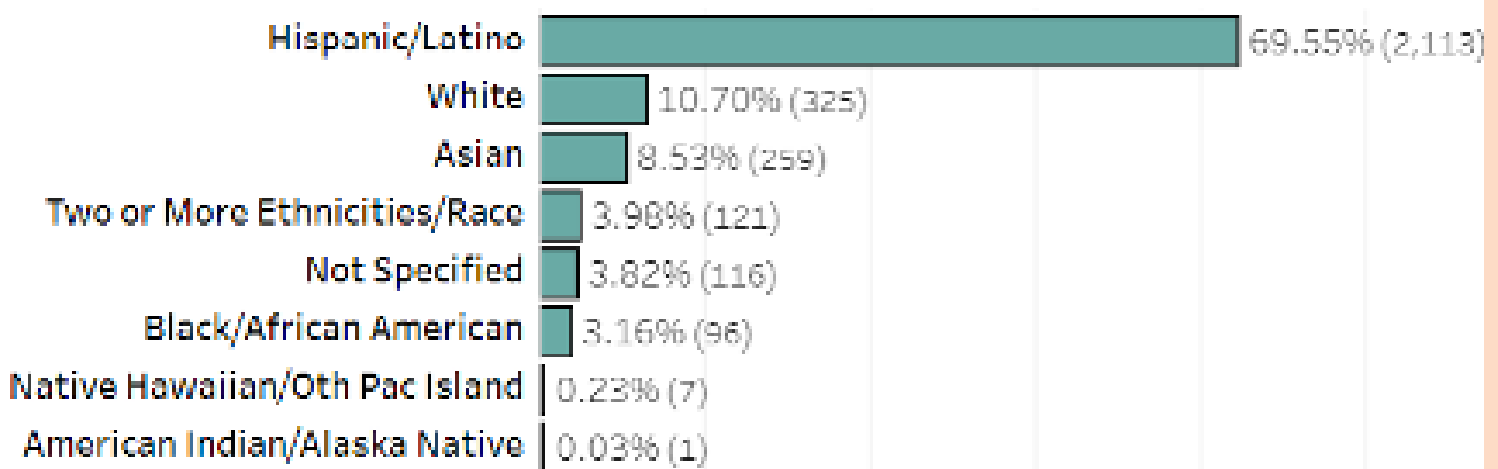
Sex



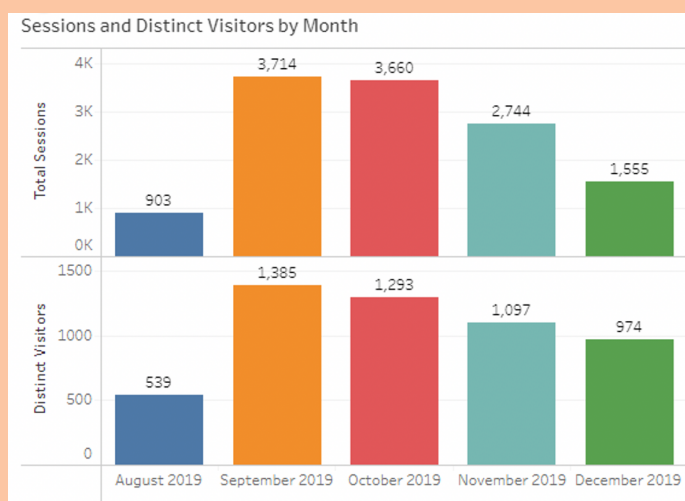
Average Profile of Students Visiting the Center



Ethnicity



Fall 2019 Center Traffic



- 2,850 total unique visitors
- 12,900 total visits
- 4.3% increase from previous year
- Top Four Visits
 - First time visit
 - Printing Services
 - Academic Study Space
 - Programs

- 1,541 total unique visitors
- 5,998 total visits
- 37% decrease due to distance learning
- Top Four Visits
 - Academic Study Space
 - Printing Services
 - First Time Visit
 - Kitchen

Spring 2020 Center Traffic

