

SDSU

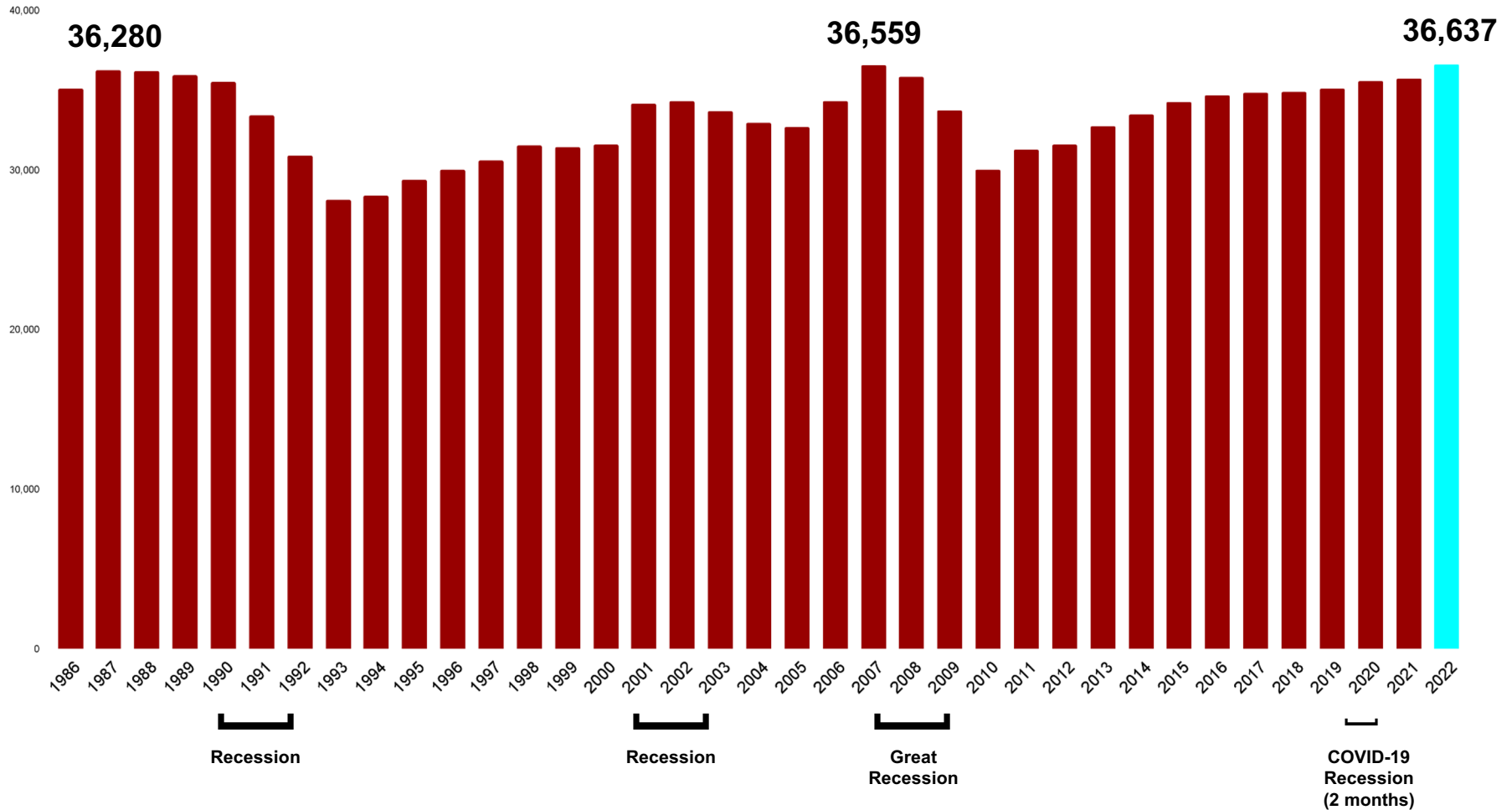
San Diego State
University

**ADMISSIONS
UPDATE**

MARCH 10, 2023



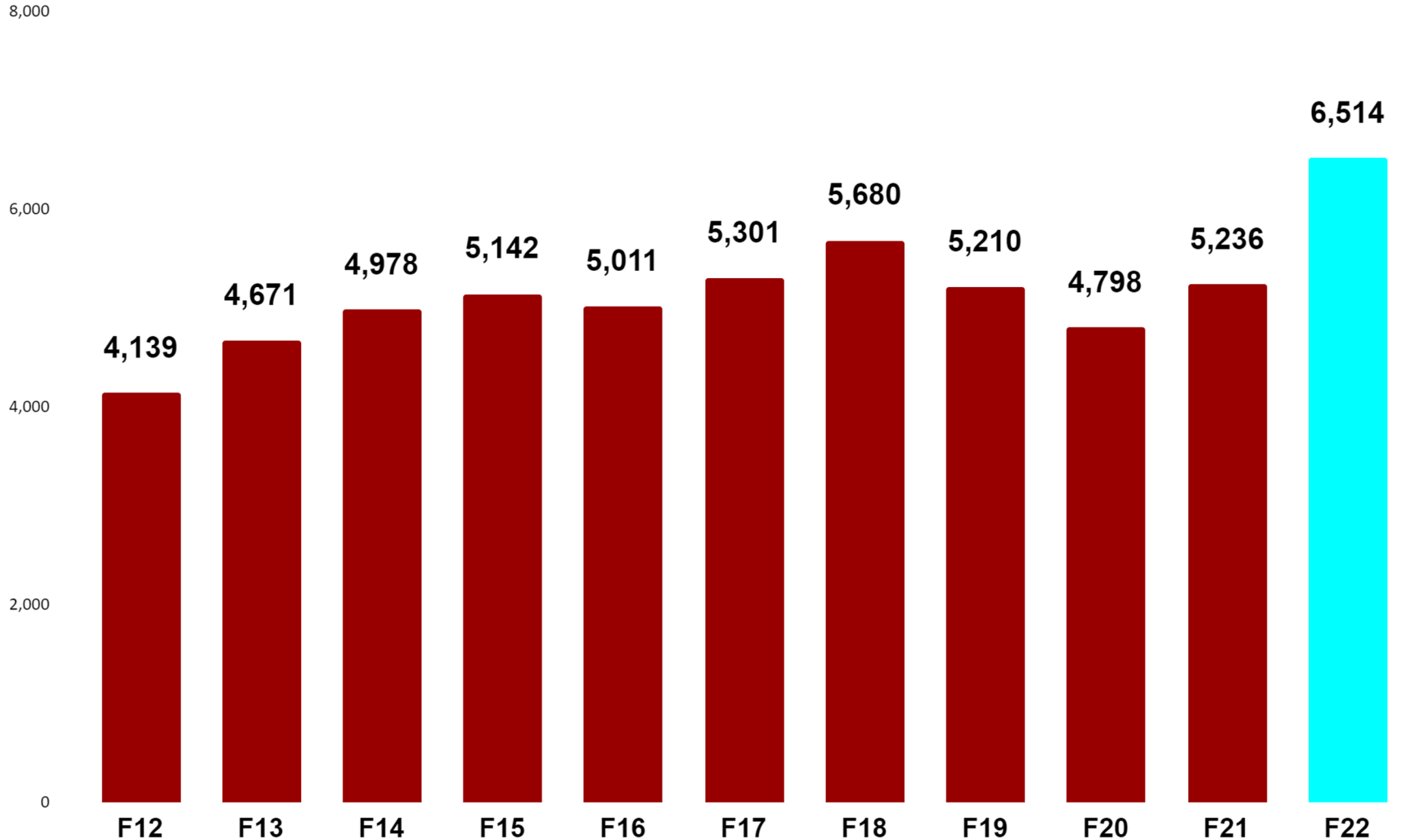
RECORD ENROLLMENT IN FALL 2022



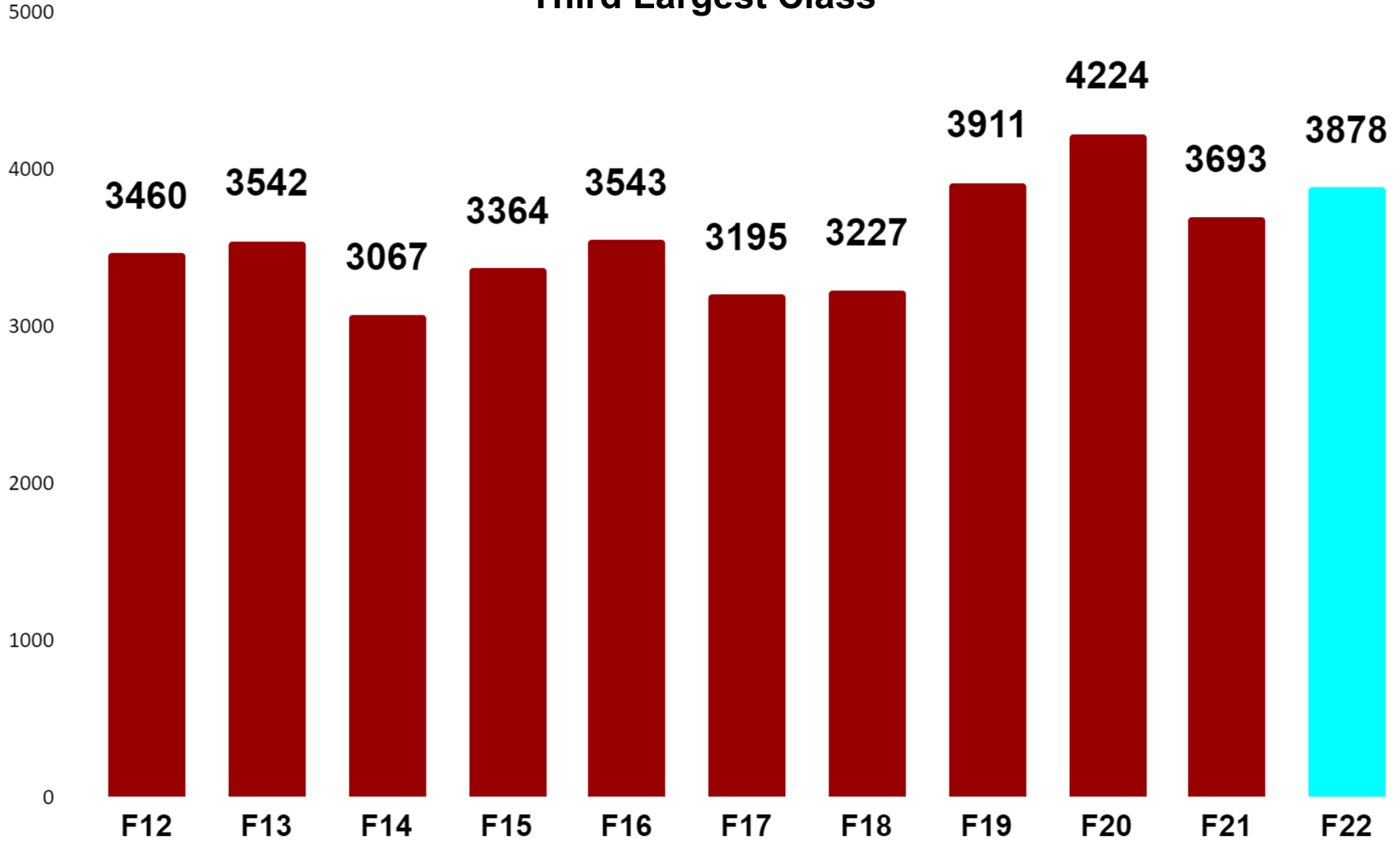
- **October 1 - November 30, 2022:** Admissions application live. SDSU strictly closes on November 30 while many other CSU campuses remain open into December or January
- **Late January:** First admissions decisions made for super high achieving applicants
- **Mid-March:** Majority of admissions decisions made. Targeting to have all decisions out by end of March (first-year and transfer applicants)
- **May 1:** Intent to Enroll deadline to accept offer of admission, pay enrollment deposit (deferment possible), submit 7th semester official transcripts, and file housing application for non-local first year students
- **July 15:** Deadline to submit final, official transcripts with proof of high school graduation, and AP/IB exams taken in 12th grade

- **TEST SCORES:** SAT and ACT scores are no longer required by any CSU campus for admissions purposes (but are used for placement purposes). If taken, admitted students should submit scores by May 1
- **EARLY START:** Effective summer 2023, SDSU has discontinued its Early Start and FAST programs. Instead, new supportive pathways for first-year students are being developed. *“Students identified through placement as Category III or IV must receive intentionally designed and targeted support during the first academic year of study to strengthen their efforts to complete general education written communication and/or mathematics/quantitative reasoning during that period.”* – EO 1110
- **SDSU PORTAL:** Applicants no longer log into the SDSU Webportal site www.sdsu.edu/portal but rather use the new MySDSU at my.SDSU.edu
- **TRANSFER SUCCESS PATHWAY:** Beginning this summer, denied first-year students will have an opportunity to sign a transfer contract with a CSU campus guaranteeing admission in 2-3 years

Record-Size Class

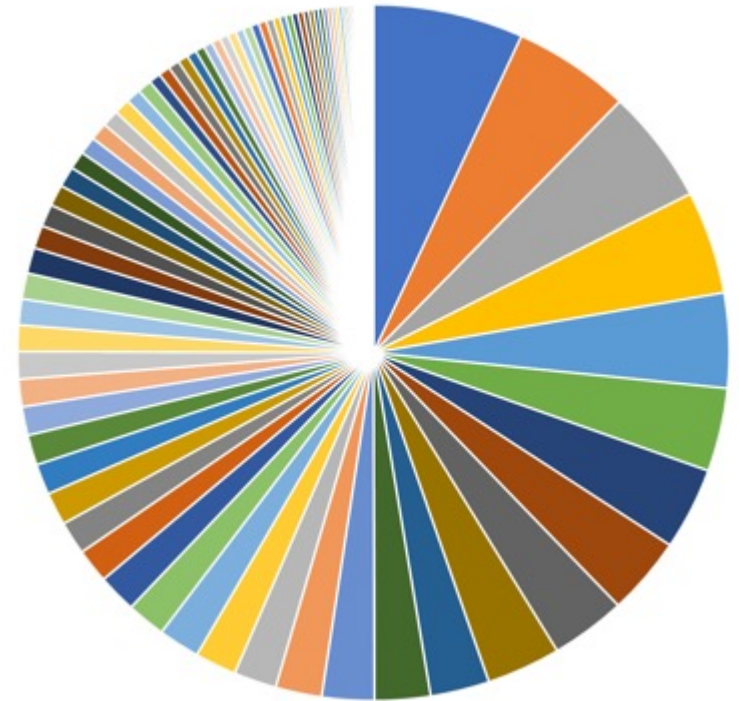


Third Largest Class



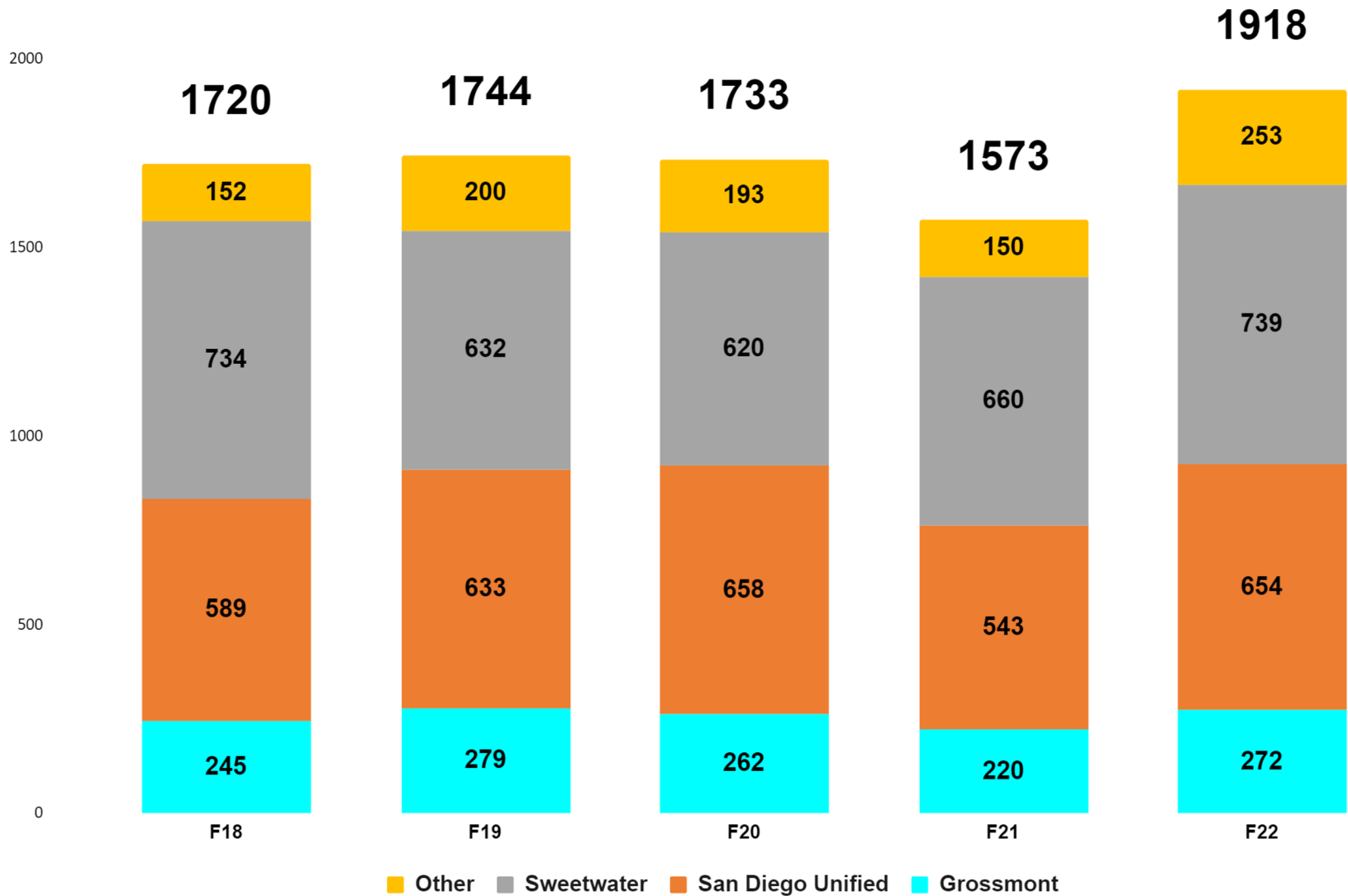
- **FALL 2023 APPLICATION NUMBERS:** We received nearly 100,000 undergraduate applications for admission for fall 2023. Roughly 83,000 were first-year applicants and 16,000 transfer applications
- **ENROLLMENT TARGETS:** We anticipate enrolling roughly 6,000 new first-year students and 4,000 new transfer students. In order to achieve this, we may have an admit rate between 25-33% for first year students and perhaps 50% for transfers. We will also employ a waitlist this year
- **MULTI-FACTORED ADMISSION:** Due to not requiring test scores, we no longer use an Eligibility Index per se. Instead, as an impacted campus, admission is based on many factors. Weighted GPA is the largest factor, but we also consider amount of A-G courses above and beyond the minimum, preparation towards intended major (courses and GPA), first-gen, and local status

- **SDSU offers about 100 undergraduate majors**
- **Twelve programs (12) encumber 50% of undergraduate majors (Psychology, Marketing, Kinesiology, Management, Business Administration, Biology, Criminal Justice, Finance, Mechanical Engineering, Computer Science, Accounting, Communications)**
- **Twenty-five (25) programs encumber 72% of undergraduate majors**
- **Fifty-four (54) programs encumber <10% of undergraduate majors**
- **Hidden gems at SDSU include Geology, Hospitality and Tourism Management, Astronomy, Japanese, Construction Engineering, Sustainability, and Speech, Language, and Hearing Sciences**



Undergraduates by Primary Major, Fall 2022

Source: <https://asir.sdsu.edu/enrollment-data/enrollment-major-summary-data-table/>



NEW FIRST-YEARS

3.9

Mean Cumulative
Weighted GPA
Record High

1918

Local Area
Students

61:39

Females:Males
11 Nonbinary

28%

First
Generation*

NEW TRANSFERS

3.4

Mean Cumulative
Weighted GPA

66%

Local Area
Students

53:47

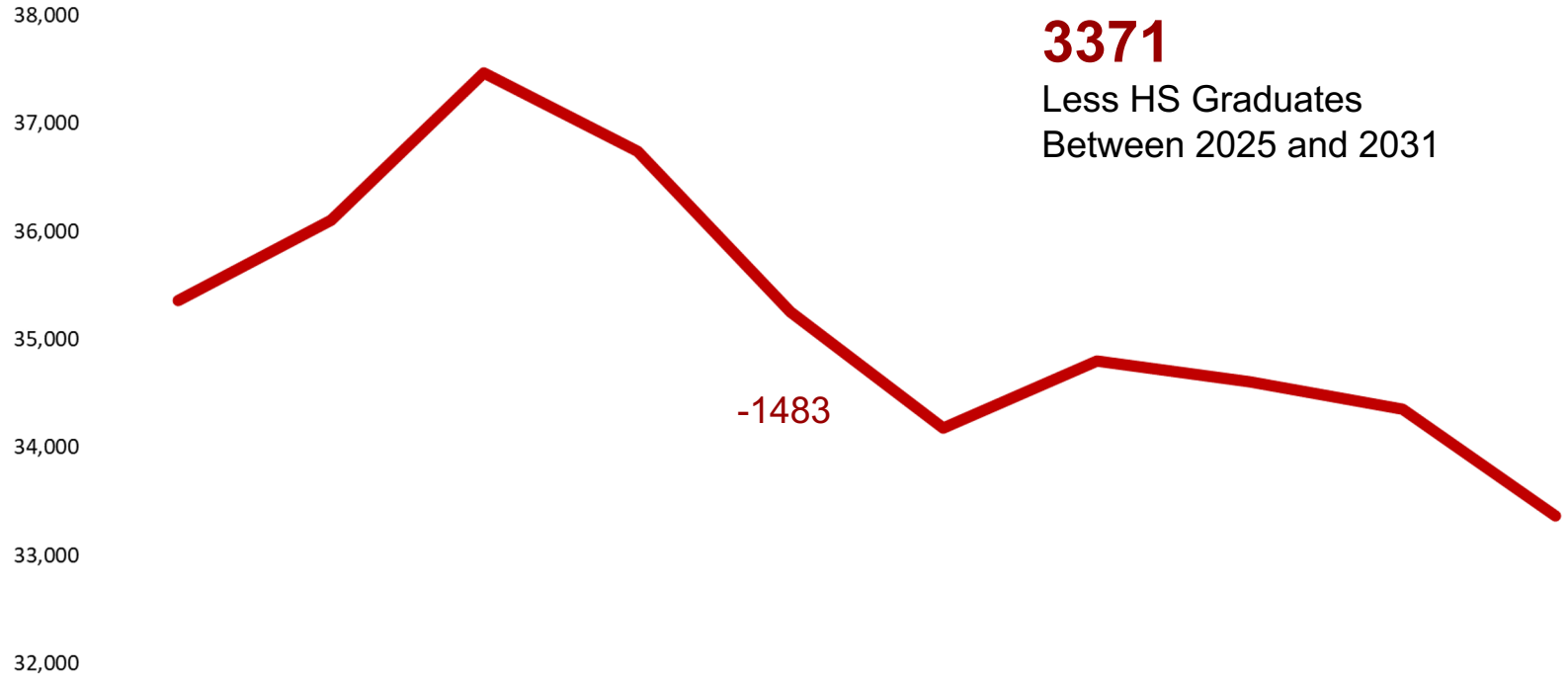
Females:Males
22 Nonbinary

41%

First
Generation*

*Students whose parents attended no college or some college without obtaining a bachelor's degree.

Projected Number of Public High School Graduates in San Diego County



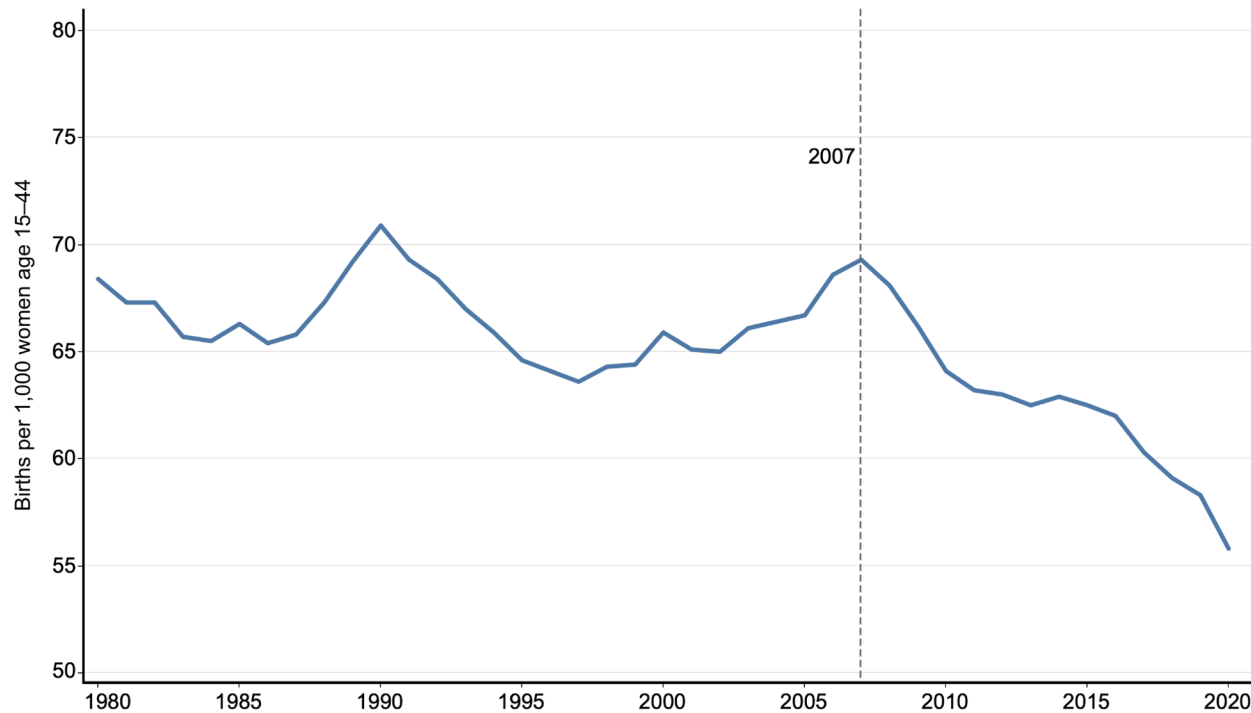
	2021-22	2022-23	2023-24	2024-25	2025-26	2026-27	2027-28	2028-29	2029-30	2030-31
SAN DIEGO COUNTY	35,354	36,101	37,465	36,736	35,253	34,176	34,800	34,607	34,355	33,365

California Department of Finance
Demographic Research Unit
June 2021

- Decreased birth rates that began during the Great Recession
- Interstate migration patterns
- Demographic changes that may decrease college-going rates of HS graduates, and limit the mobility of college-going students

TREND IN US BIRTH RATES

YEARLY, 1980–2020



Source: Birth rates collected from CDC Vital Statistics Reports for 2015, 2019, and 2020.

EconoFact econofact.org

EXPLORE SDSU ADMITTED STUDENT DAY

Saturday, April 15, 2023

9am-3pm

www.sdsu.edu/exploresdsu



THANK YOU AND QUESTIONS

Matthew Hebert
mhebert@sdsu.edu
Director of Student Recruitment
and School Relations
San Diego State University